



Covers Parts / Concerne les pièces #10765-BLUE,
10765-GRAY, 10765-GRN, 10765-ORNG, 10765-RED

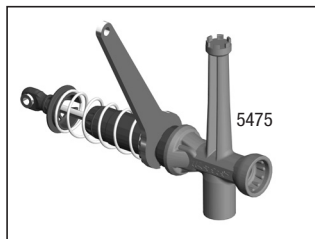


Visite la página TRAXXAS.com/manuals para
descargar el instrucciones en su idioma.

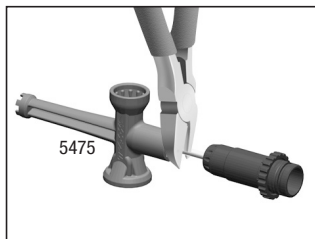
Auf TRAXXAS.com/manuals können Sie
anleitung in Ihrer Sprache downloaden.

GTR Long Shock Rebuild Instructions

Instructions de reconstruction des amortisseurs GTR longs



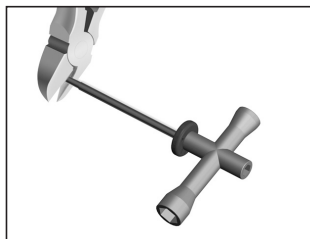
A. Loosen Upper Cap
Dévissez le bouchon
supérieur



B. Remove Rod End
Enlevez l'embout



C. Loosen Lower Cap
Dévissez le bouchon
inférieur

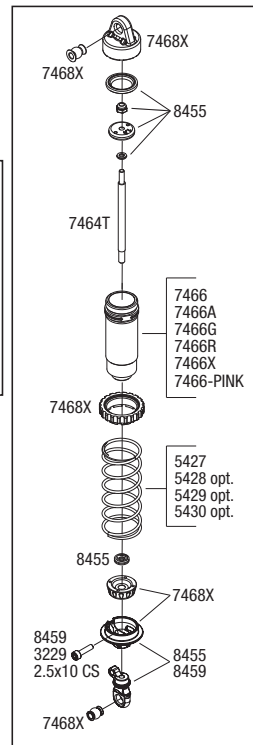


D. Piston Removal/Installation
Désinstallation / Installation
de piston

If you have questions or need technical assistance, call Traxxas at

1-888-TRAXXAS

(1-888-872-9927) (U.S. residents only)



TRAXXAS.COM

Traxxas, 6250 Traxxas Way, McKinney, TX 75070, Phone: 972-549-3000, Fax: 972-549-3011, e-mail: support@Traxxas.com

KC24123-R00 Rev 241210